

Turf Quality/Playability Measurements

derived from

Persistent Visual Image Data

Jim Etro

j.etro@turf-vu.com

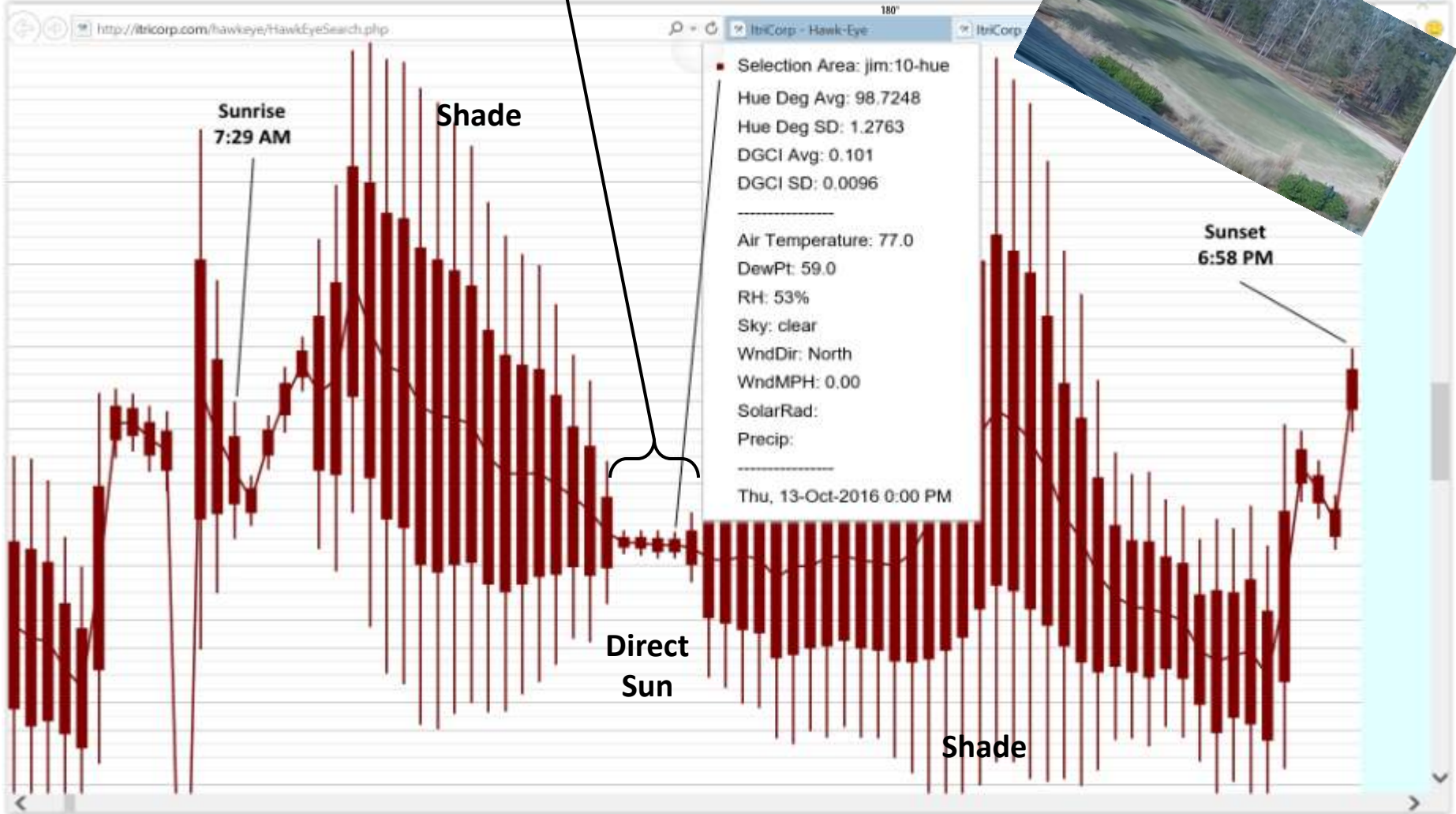

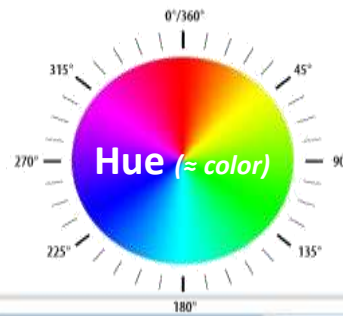
703-489-8507

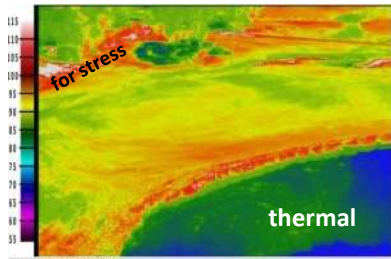


There are no boundaries when enthusiasm and excitement are applied to the task at hand.

Measuring Quality

≈ playability



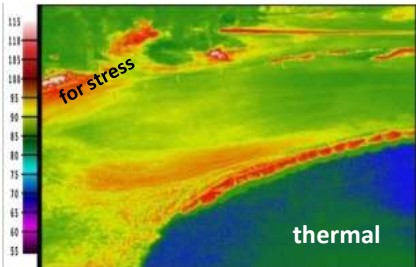


Thu, 14-Aug-2015 02:01 PM
 82.9° F - partly cloudy - RH: 80% - DP: 65.8 - Variable @ 3.5 MPH

14 Aug



Problem




Mon, 21-Sep-2015 02:08 PM
 82.9° F - mostly cloudy - RH: 96% - DP: 64.9 - South @ 1.8 MPH

21 Sep



Remediated

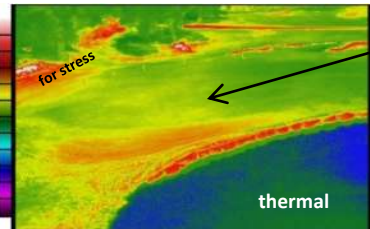
Problem



14 Aug



Remediation



21 Sep

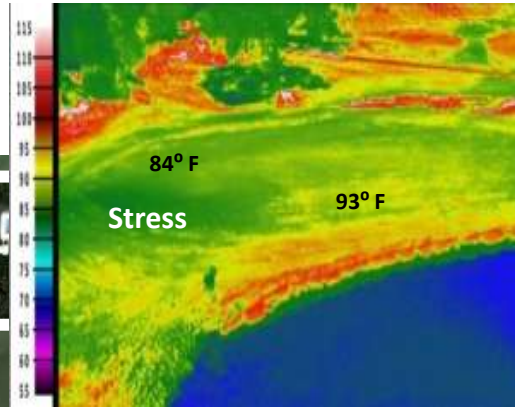




Hawk-Eye™

See & Measure

Set-Up



12 Aug 03:15 PM
84.0° F – mostly clear – RH:54% - WSW @ 6mph

Be Informed




Problems are Identified,



Before

After



Working 24/7
Persistently
and
Autonomously



Remediate,
And Monitor Results

Calculating Stress
and Quality Indices